


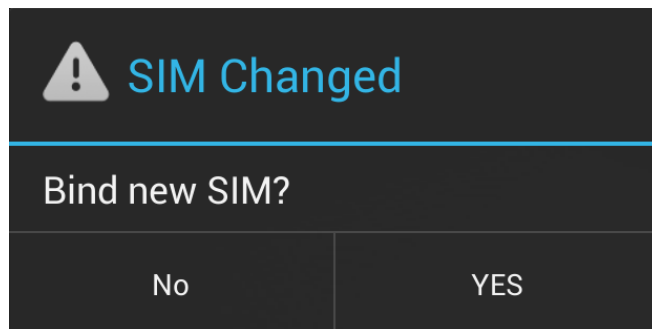
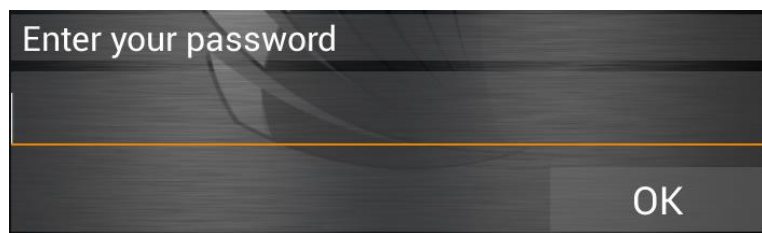
SIM Binding

SIM binding

For further information on installing the “SIM Binding” app please refer to page 2 of this document.



This function associates the SIM cards with the device itself; if one or both of them are replaced and the phone is rebooted, a pop up will ask you to enter the Special Functions password to confirm that no other than you has replaced the SIM card. If the inserted password is correct, another pop up will request to associate the new SIM to the device; so, as you reboot again the phone, no other confirmation will be needed.




If the inserted password is wrong, no pop up will notify the wrong input but immediately a SMS will be sent from the new SIM card to the trusted number (or numbers), containing the IMEI code of the phone and the current device position, in order to help you to find your phone.

SIM Binding

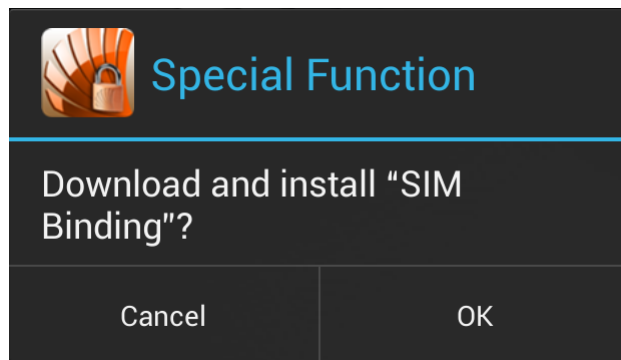
Download and Install

All NGM special functions are grouped in a single application.

You just have to install the launcher after downloading it from www.ngm.eu and when launched, it will open a screen with black and white icons of not yet downloaded functions.



To install any of them, just select the related icon and confirm with OK, as soon as the popup appears.

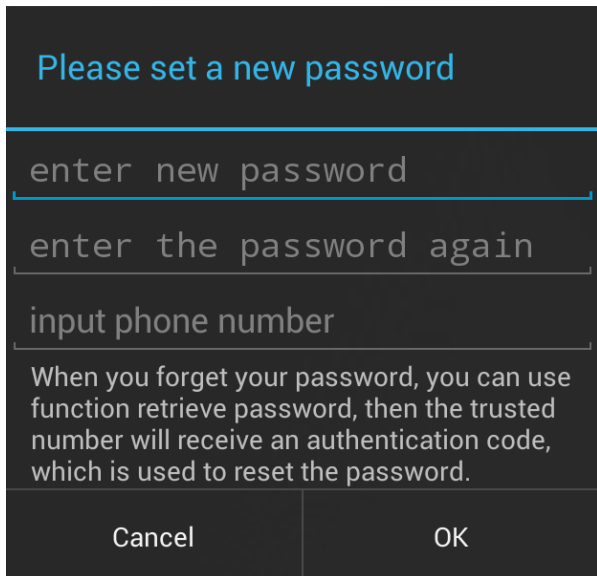


With the **Bug Report** feature you can send NGM by simply filling out the related fields.

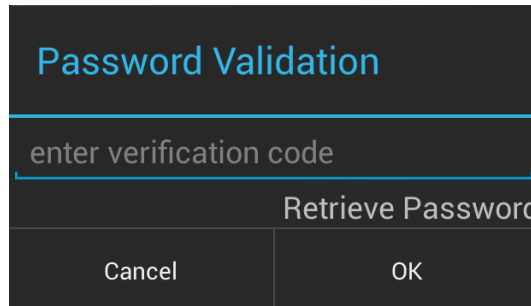
SIM Binding

First access

After you installed the desired features, when you select one for the first time, you'll be required to



set a password that will be the same **for all the special functions**, and will be requested every time you access each function unless differently set in "Password management".

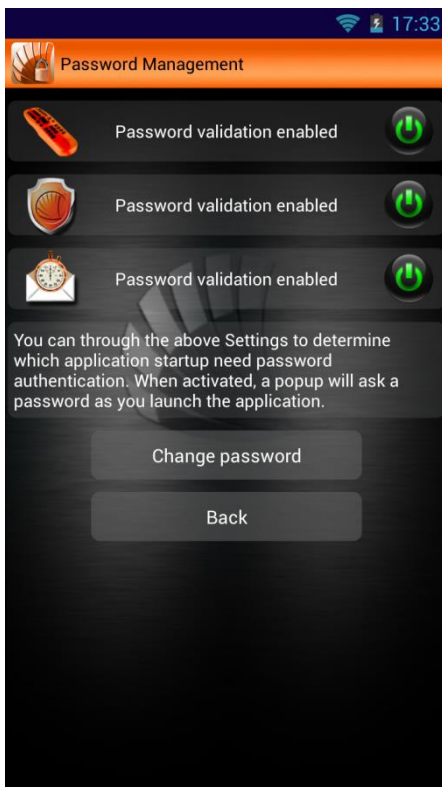


Once you entered and confirmed your password, a phone number will be required for the easy **recovery of your password** in case you forget it. In fact, the

set number will receive a verification code to insert into the related space within the popup. This code will reset the password, so you will have to set a new one.

Password Management

Here you can decide which functions should require the access password and you can also change the password.



The access password for the SIM Binding application cannot be deactivated, in order to ensure the safety of the service.

Now let's see all the various special function one by one.

Warning: NGM reserves the right to modify any of the content in this user guide without previous public announcement. The content of this manual may vary from the actual content displayed in the mobile phone. In such case, the latter shall govern.