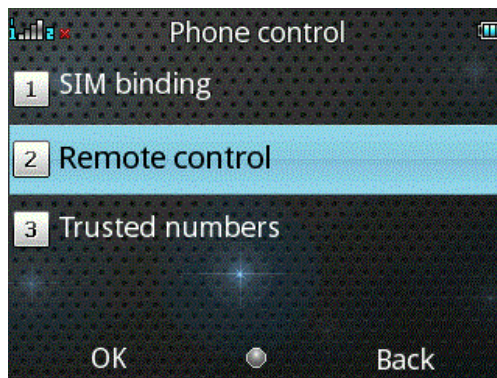


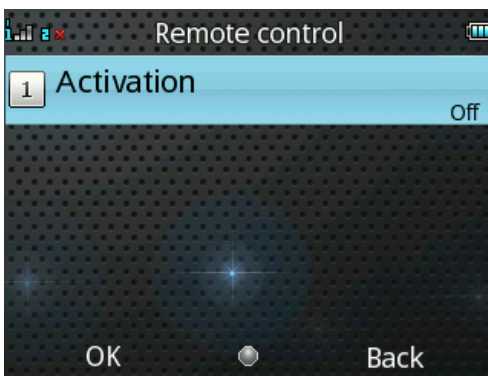
REMOTE CONTROL

This function allows you to manage certain functions on your phone even if you don't have it at hand, from an "authorized" phone number

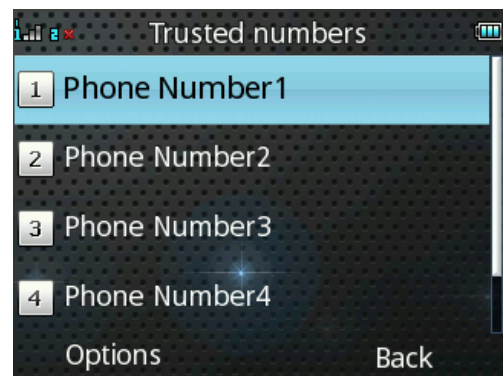
You access the function with the Phone Control menu, selecting "remote control".



Activate the function and set the Remote control



Set the **trusted numbers** that are authorized to send remote-control SMS to your phone.



NEW GENERATION MOBILE

REMOTE CONTROL

Through this function, that can be activated on each SIM separately, the user can send remote control-SMS to his phone with one of the trusted numbers:

1. Call forward, to forward all calls on the number given (destination number)

***#CALLFWD*#destination number**



2. Turn off the phone (and activate the phone password)

***#SHUTDOWN*#**

3. Activate the answering machine, to answer and record all incoming calls

***#ANSW*#**



4. Sending the GPS coordinates through an SMS, (only on phones with GPS)

***#GPS*#**

5. In the newest phones you can also turn off the answering machine.

***#ANSWOFF*#**