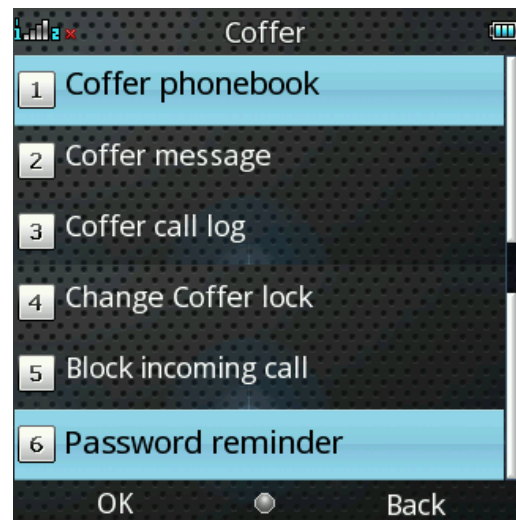
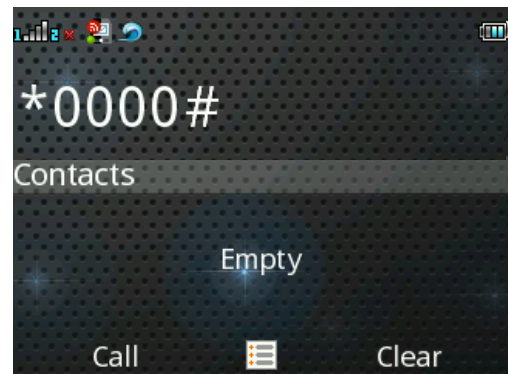


COFFER

Reserved area for your private contacts and messages, only accessible by inserting a special code.

Inserting the *0000# code (default, freely changeable) you will access to a hidden area of the phone, with the following options:

- Coffe Phonebook
- Coffe message
- Coffe call log
- Change coffe lock
- Block incoming call
- Password reminder



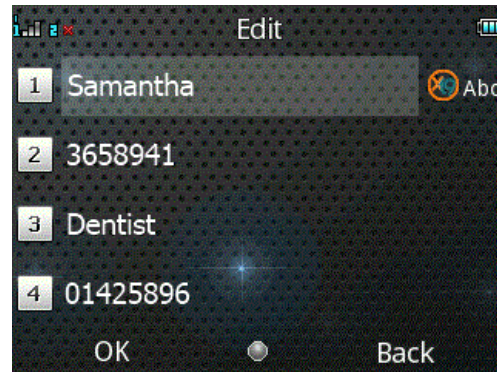
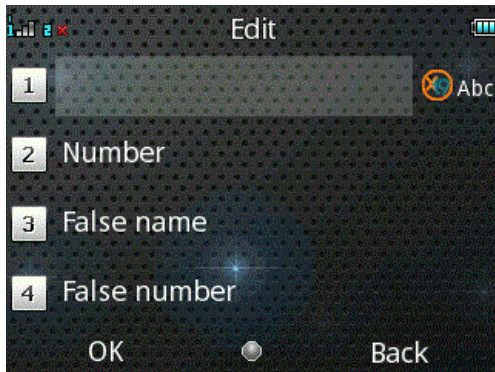
In the Coffe area you can memorize private information (contacts, SMS, calls, etc.), that will stay hidden from unauthorized eyes. The entire call logs, the phonebook and the messages from the coffe contacts will only appear in this area, there is no trace of them in any other phone menu.

COFFER



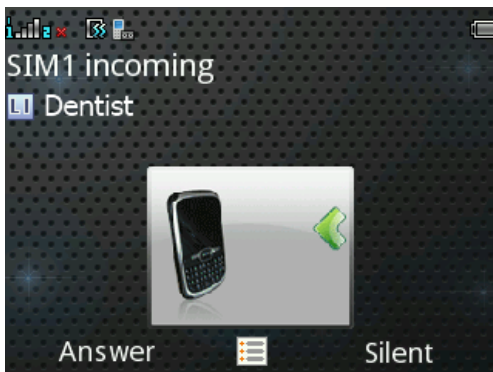
First, you will have to enter the coffer contacts.

Insert name and phone number of your contact and then false name and number that will appear on the phone display when this contact calls you (see the example).



Example:

In case Samantha calls you, the phone will show the following:

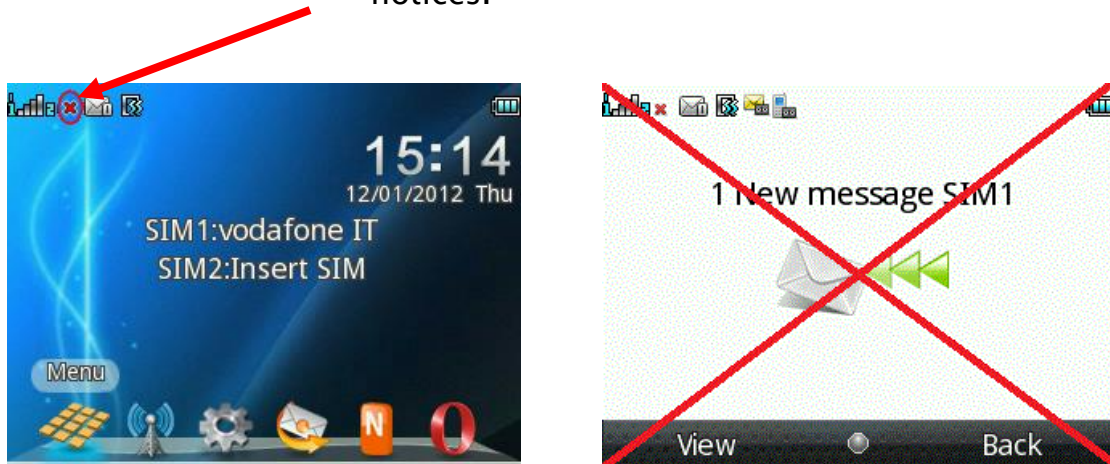


Only the false name will appear, in this case the “dentist”.

COFFER

In case of incoming SMS (e.g. from Samantha), there will be no classical popup notice but an absolutely discrete symbol will appear on the screen.

When there is a new incoming SMS from a coffer contact, only a small red X will appear among the notices.



In the password reminder, you can save personal codes (e.g. credit card numbers etc). So it will be enough to remember only one password (the coffer password) that will give you access to your secret codes, keeping them securely at hand.

